

S E L L E
SMP
TRADITIONAL SADDLES

100% Handmade in Italy
 GUARANTEED

DEAR CLIENT,

Thank you for choosing Selle SMP.

We have been manufacturing saddles with the same care and passion since 1947. The saddle in your hands was fully and exclusively conceived, designed and manufactured in Italy.

Obviously, we are extremely proud!

Franco and Maurizio Schiavon

WARRANTY



Selle SMP guarantees this product for a period of 24 months from the date of purchase, as long as proof of purchase can be provided.

Any interventions under warranty refer exclusively to the free replacement or repair of any parts that have a manufacturing fault. Selle SMP reserves complete discretion over the replacement of all or part of the saddle with another with the same or similar features; however there will be no guarantee extension in the event any replacements or repairs are made.

The guarantee does not cover:

- Parts subject to wear, such as the cover and padding.
- Any damage caused by tampering, neglect, or incorrect use or installation
- Damage caused by improper use or not in accordance with the warnings described in these use, installation and maintenance instructions
- Minor external imperfections that do not affect the functionality of the product
- Damage caused by factors unrelated to the product itself

This warranty is null and void if a person not authorized by Selle SMP tampers, disassembles, repairs or conducts any other modifications to the product, and in general any failure to comply with the instructions contained in this use and maintenance manual. No amendments of any nature may be made to this guarantee. The original language of this manual is Italian and the Italian version shall be referred to in the event of any doubts as to its interpretation.

Every dispute, without exception, will be referred exclusively to the Court of Padua.

Note 1: the replacement of any parts subject to wear are carried out at the sole discretion of Selle SMP, and in any case will not be made later than three years from the date of purchase. The costs of this type of intervention are the responsibility of the user.

Note 2: Superficial alterations or colour loss, even with limited use, and especially on light-coloured linings (white, yellow etc.) are considered a natural process resulting from use and exposure to weather conditions and are not covered by the warranty.

Note 3: All Selle SMP products are tested and guaranteed under the terms of UNI EN 4210-9, UNI EN 4210-3, UNI EN 4210-2, UNI EN 16054, UNI EN ISO 8098, UNI EN 15194, UNI EN 17404.

WARNINGS

ATTENTION

- always use great care when installing this Selle SMP product on your bicycle and follow the installation instructions carefully
- incorrect installation can be dangerous for your health. If in doubt, contact a professional installer
- only use this Selle SMP product if you are in good physical and mental health
- never use this Selle SMP product improperly

You are responsible for your own safety and the safety of others when you use this Selle SMP product.

GENERAL WARNINGS

The user of this Selle SMP Product recognises and accepts all risks associated with conducting a means of transport which include, among other things, the risk of breakage of the saddle which could cause accidents and may result in serious injury or death.

By using this product, the user freely consents to admit and accept all risks, known and unknown, of bodily injury, and death to themselves and to third parties caused by the use of the saddle, including those resulting from active or passive negligence by Selle SMP or of hidden product defects, latent or evident.

The user also agrees to relieve Selle SMP and its distributors and resellers from any responsibility for any eventual damage, to the extent permitted by law.

SAFETY

As cycling enthusiasts ourselves we're convinced that cycling is one of the world's most enjoyable sports. However, it should always be remembered that there are inherent risks involved in this sport, including a risk to life.

Potential risks associated with this Selle product:

- injury to perineal structures
- injuries caused by the body impacting and being compressed by parts of the saddle
- damage to the plastic and/or metal frame following collisions and/or falls which may form sharp edges or points
- the saddle coming detached from the frame attachment system
- crushed fingers due to them getting caught in the frame springs

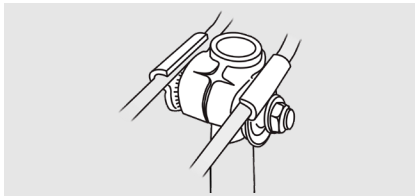
This list of dangers cannot be complete. The basic rules for the use of this product correspond to those of common sense.

Risks can be reduced if the product is installed, used and maintained following the instructions in this manual. If in doubt, contact a professional installer.

INSTALLATION INSTRUCTIONS

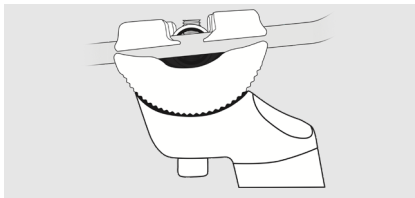
INSTALLATION

If the saddle is to be installed on a clamp, first check that this is compatible with the Selle SMP saddle model purchased.



If it is not, contact your local dealer to obtain a suitable clamp, designed specifically for the type of Selle SMP saddle you have purchased. If the saddle comes already supplied with a clamp, make sure that the tightening torque does not exceed 24.4 Nm, as indicated on the clamp itself.

If mounting on a seatpost with jaws, always ask the seatpost supplier for the recommended torque setting.



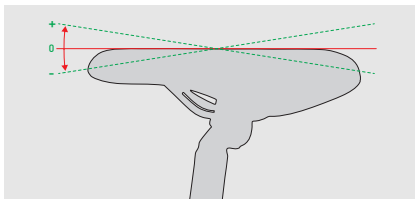
It is also preferable to choose seatposts with jaws having a wide contact surface and rounded edges to ensure the saddle is secure and stable.

IMPORTANT:

For safety reasons, if the bicycle is equipped with a rear child seat, it is prohibited to use saddles with exposed springs. For this type of installation, Selle SMP recommends the use of saddles equipped with covered springs such as the Safety System or E-Safe.

ADJUSTMENT

For correct use, it is recommended to mount the saddle in a horizontal position. However, if this position is uncomfortable, ask your trusted dealer to adjust the saddle tilt up or down slightly, so it's better adapted to your specific needs and provides maximum comfort.



Every time you adjust the saddle, make sure it is firmly secured to the clamp or jaws of the seatpost to ensure stability and safety during use.

MAINTENANCE AND CHECKING

CARE AND MAINTENANCE

- Never clean with detergents or pressure washers, just wipe with a damp cloth.
- To preserve the integrity of the saddle, it is essential to avoid it coming into contact with abrasive surfaces that could damage the material and compromise longevity.
- To keep your saddle in good condition it is essential to avoid extended exposure to sunlight. We recommended protecting your saddle with a suitable cover when not in use to preserve its quality and durability.
- Failure to observe these warnings may damage the saddle cover.
- Periodically check that the saddle attachment system (clamp or seat post with jaws) is not loose. Re-tighten correctly if necessary.
- Periodically check that there is no movement/play between the metal frame and shell. If you detect any movement, stop using the saddle and consult your local Selle SMP dealer
- Check that there are no obvious signs of damage on the saddle. If there are, stop using it.

Limitations of use

SMP saddles are manufactured to the highest quality. However, to ensure optimal performance and prevent damage, never tamper with or improperly use your saddle. Even using it incorrectly for a short time can quickly compromise the correct functioning of the product.

To ensure you use the saddle you have chosen properly in your intended discipline, please visit the following [LINK](#).

The lifetime of the saddle is mainly influenced by the conditions it's used in. Longevity is determined by such factors as the distance travelled, the type of surface it's used on, weather and atmospheric conditions, as well as the physical and biodynamic characteristics of the user.

Regardless of the intensity and frequency of use, it's essential to replace your saddle if you find signs of structural damage or breakage that may compromise safety and performance.

DISPOSAL

When your saddle has reached the end of its useful life, it's important to dispose of it correctly and respect all environmental laws in the country in which you reside. Before disposal, it's advisable to check your local regulations and follow your local authority waste disposal instructions. It may be helpful to contact a waste collection centre or local waste disposal office to obtain up-to-date information and ensure you dispose of your saddle correctly.

SELLE *SMP*

TRADITIONAL SADDLES

Selle SMP sas - Via Einstein, 5 - 35020 Casalsierugo (PD) - Italy
Tel. +39 049 643966 - Fax +39 049 8740106
info@sellesmp.com

ISO 9001 certified



Conceived in Italy, built in Italy, sold throughout the world.

We decline all responsibility for any inaccuracies contained in this use and maintenance manual and reserve the right to make any changes to the text or products that we deem necessary.

100% Handmade in Italy
GUARANTEED